NOTE!!
ROOF TRUSSES ON REAR SIDE OF HOUSE ARE BASED ON 10'-1 1/8" PLATE HEIGHT ADJUST HEELS OF ROOFS @ 9'-1 1/8" PLATE HEIGHT ON REAR SIDE OF HOUSE TO MATCH EAVES W/ 10'-1 1/8" PLATE HEIGHT ROOFS

NOTE!!
PROVIDE STANDARD ENERGY HEEL @ ALL ROOF TRUSSES (TYP.)

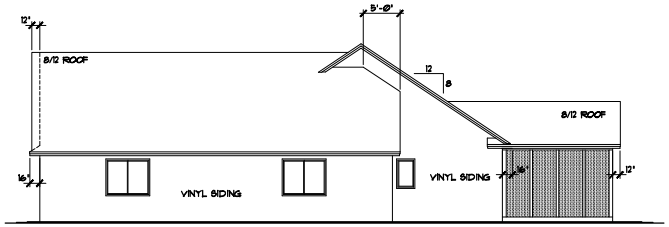

RIGHT ELEVATION 1/8"=1'-0"

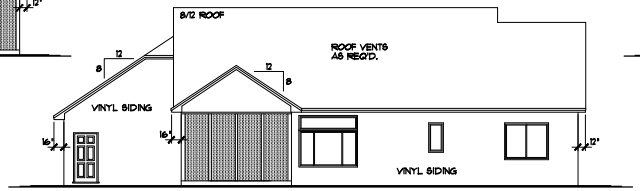

REAR ELEVATION 1/8"=1'-0"

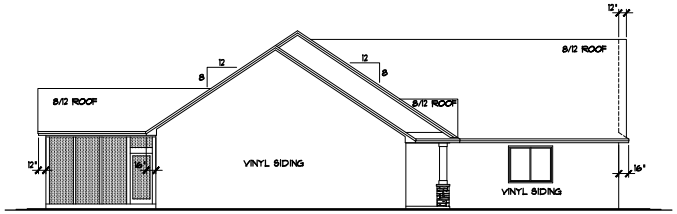

LEFT ELEVATION 1/8"=1'-0"

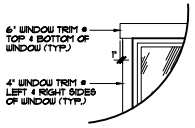

WINDOW TRIM DETAIL 1/2"=1'-0"
WHERE SHOWN ON ELEVATIONS

NOTE!!
ROOF TRUSSES ON REAR SIDE OF HOUSE ARE BASED ON 10'-1 1/8" PLATE HEIGHT ADJUST HEELS OF ROOFS @ 9'-1 1/8" PLATE HEIGHT ON REAR SIDE OF HOUSE TO MATCH EAVES W/ 10'-1 1/8" PLATE HEIGHT ROOFS

NOTE!!
PROVIDE STANDARD ENERGY HEEL @ ALL ROOF TRUSSES (TYP.)

NOTE!!
PROVIDE 10'-1 1/8" CEILING @ GREAT RM, DINING, KITCHEN, FOYER, MUD ROOM, 1/2 BATH, LAUNDRY, AND MECH.

LEVEL HEIGHT INFORMATION TABLE		
LEVEL	R.C.H.	TOP OF WINDOW R.O.
MAIN LEVEL	9'-1 1/8"	7'-10 1/2"

- ANDERSEN 100 SERIES WINDOWS SPEC'D.
- MAINTENANCE FREE SOFFITS & FASCIA
- STONE VENEER WHERE SHOWN
- VINYL SIDING/CORNER TRIM (TYP.)
- VINYL SHAKE SIDING WHERE SHOWN
- WINDOW/DOOR TRIM WHERE SHOWN

FRONT ELEVATION 1/4"=1'-0"
1836 SQFT. MAIN LEVEL

THE:
GENIN PLAN

© COPYRIGHT 2010 NOTICE, ALL RIGHTS RESERVED
CROIX DESIGN and DRAFTING, INC.

REVISIONS	BY
192246	L.V.

SPECIAL NOTICE:
CROIX DESIGN and DRAFTING, INC. ASSUMES NO RESPONSIBILITY FOR ERRORS OR OMISSIONS IN THE PLANS, SPECIFICATIONS, OR OTHER DOCUMENTS PREPARED BY THEM. THERE EXISTS NO WARRANTY OF ACCURACY, THE WRITTEN DIMENSIONS ON THE PLANS TAKE PRECEDENCE OVER SCALED DIMENSIONS. ALL DIMENSIONS MUST BE VERIFIED ON THE JOB SITE PRIOR TO WORK, CONSTRUCTION, OR FABRICATION. NO REPRODUCTION IS MADE OR IMPLIED FOR ACCURACY.

© COPY RIGHT NOTICE, ALL RIGHTS RESERVED
CROIX DESIGN and DRAFTING, INC.
THE PLANS, SPECIFICATIONS, AND ALL REPORTS HERE PRESENTED BY UNITED STATES COPY RIGHT LAW, AND MAY NOT BE REPRODUCED, DISTRIBUTED, OR TRANSMITTED IN ANY FORM OR BY ANY MEANS, WITHOUT WRITTEN PERMISSION OF CROIX DESIGN and DRAFTING, INC.

DESIGN and DRAFTING BY:
CROIX DESIGN and DRAFTING, INC.
• ARCHITECTURAL DESIGN and DRAFTING SERVICE •
• HOME PLAN SERVICE • CUSTOM HOMES • REMODELING •
• PHONE: 763.757.3997 • ANDOVER, MINNESOTA •
• WWW.CROIXDESIGN.COM •

BUILT BY:
ELEVATE BUILDERS, LLC
P.O. BOX 714
FOREST LAKE, MN 55025

DRAWN: R.B.
CHECKED: XX.
DATE: 11/15/2010
SCALE: AS NOTED
CADD FILE #: 20310

SHEET 1 OF 5

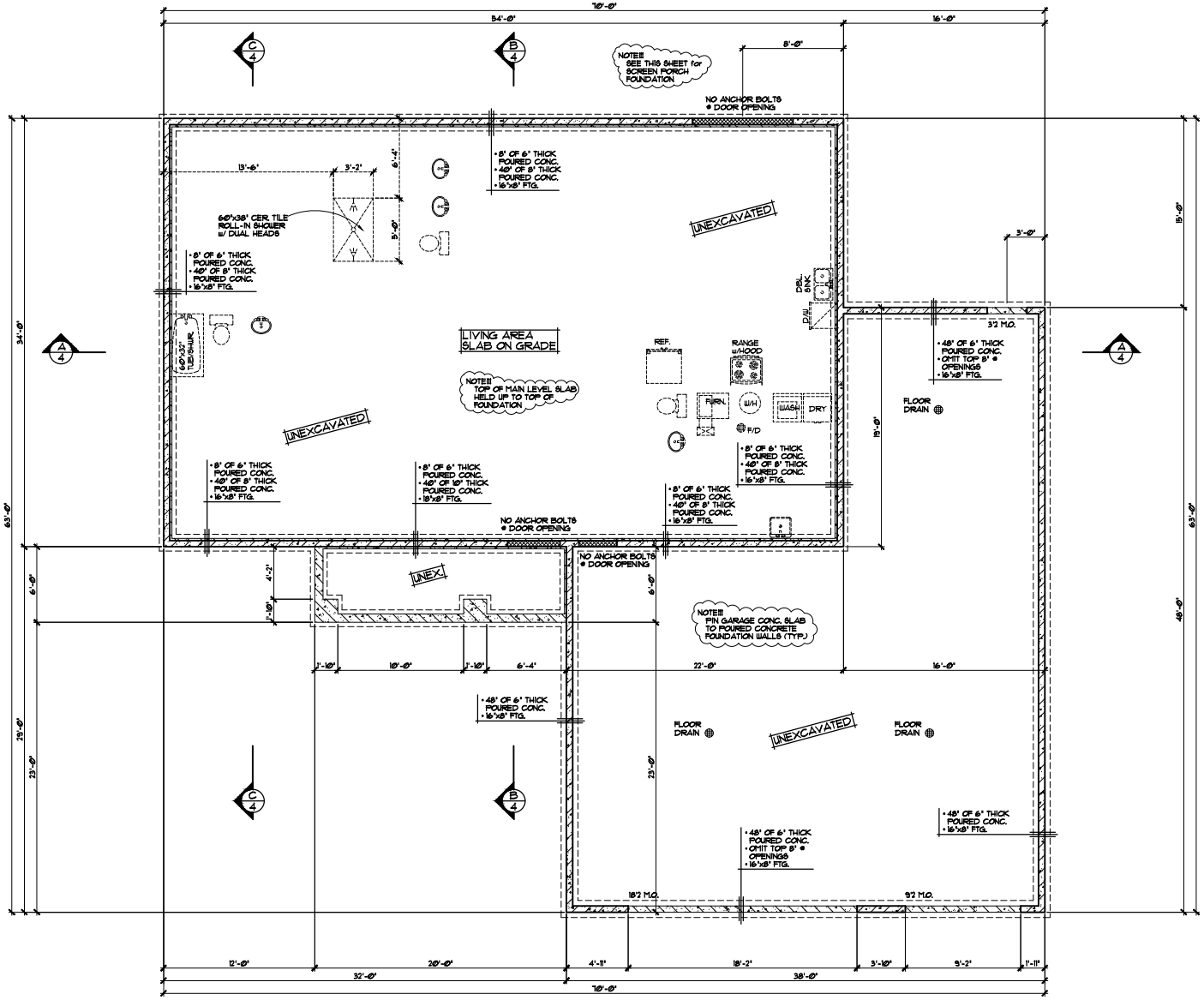

FOUNDATION PLAN 1/4"=1'-0"

SLAB-ON-GRADE FOUNDATION

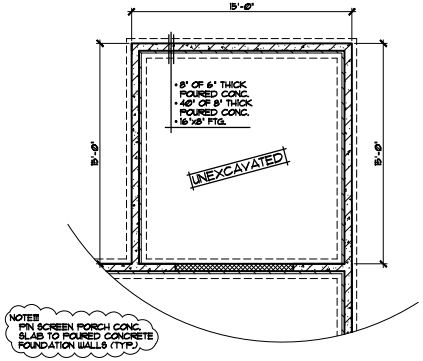

SCREEN PORCH FOUNDATION 1/4"=1'-0"

SLAB-ON-GRADE FOUNDATION

FOUNDATION CONST. NOTES

- POURED CONCRETE FOUNDATION, VERIFY ALL WALL DIMENSIONS w/ FOUNDATION CONTRACTOR
- PROVIDE 2" R10 FOAM BOARD INSULATION @ INTERIOR OF ALL EXTERIOR POURED CONC. FOUNDATION WALLS (TYP.)
- INSULATION & AIR BARRIER TO BE CONT. OVER TOP OF FOUNDATION WALLS (TYP.)

REVISIONS
XX/XX/XX
00000
BY:XX
XX/XX/XX
00000
BY:XX

SPECIAL NOTICE:
CROIX DESIGN and DRAFTING INC. ACCEPTS NO RESPONSIBILITY FOR ERRORS AND/OR OMISSIONS IN THESE PLANS AND SPECIFICATIONS UNLESS WE ARE NOTIFIED IN WRITING WITHIN 10 DAYS OF RECEIPT OF THE PLANS AND SPECIFICATIONS. THE OWNER OBTAINING THESE PLANS AND SPECIFICATIONS ASSUMES ALL RESPONSIBILITY FOR ANY ERRORS AND/OR OMISSIONS NOT REPORTED WITHIN THE 10 DAYS AND ALL RESPONSIBILITY FOR ANY CHANGES OR ADJUSTMENTS REQUIRED DURING CONSTRUCTION DUE TO ERRORS AND/OR OMISSIONS.

CROIX
DESIGN & DRAFTING INC.
OFFICE: 763.757.5997
FAX: 763.757.4363
RAMSEY, MINNESOTA
WWW.CROIXDESIGN.COM

ELEVATE BUILDERS, LLC

SHEET 2 OF 5

CADD FILE # 20310

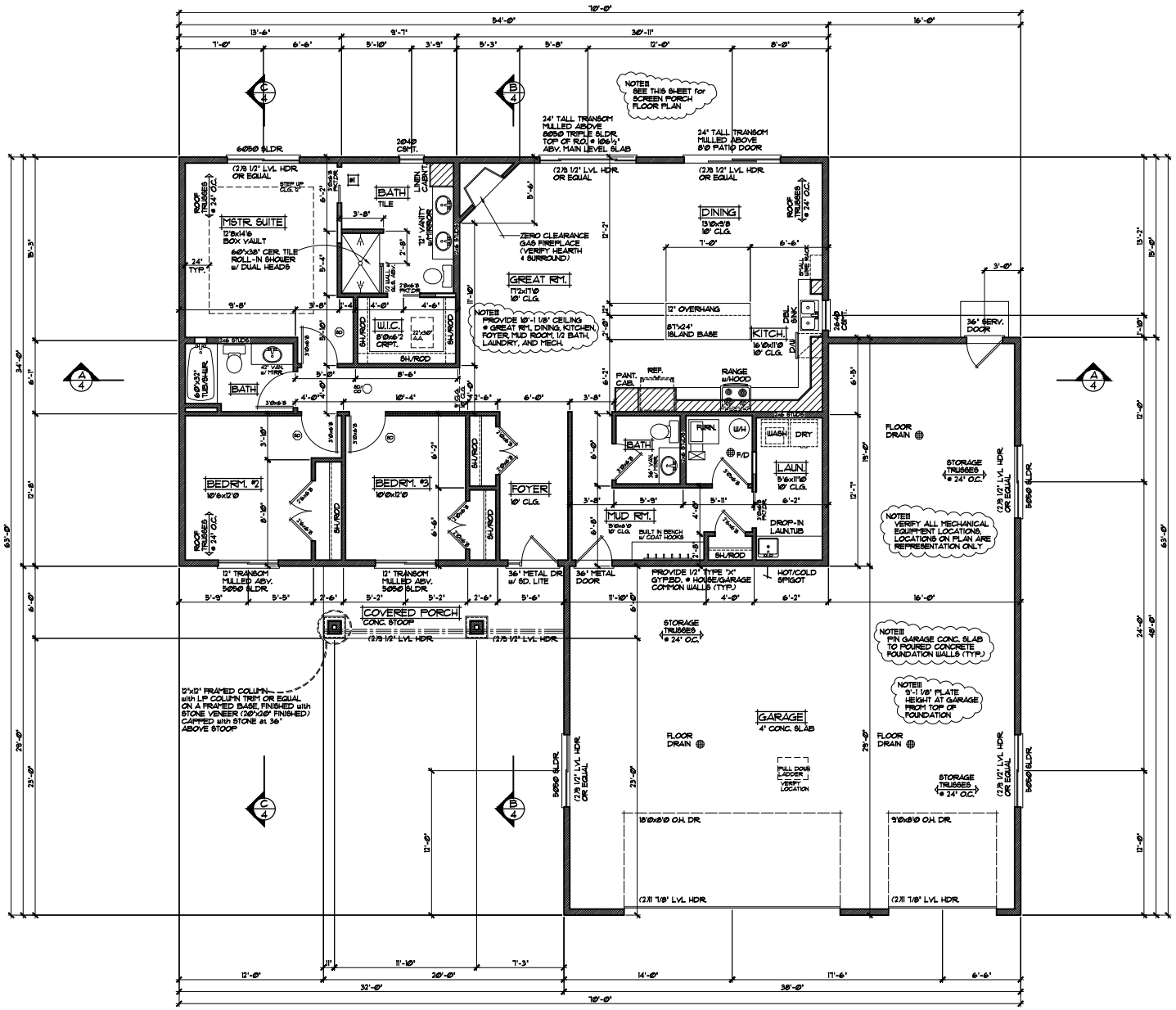

MAIN LEVEL PLAN 1/4"=1'-0"

1836 SQFT. MAIN LEVEL

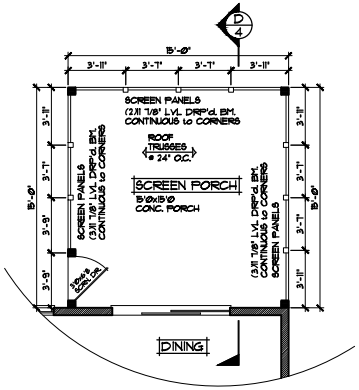

SCREEN PORCH PLAN 1/4"=1'-0"

MECHANICAL EQUIPMENT LEGEND

FURN= FURNACE w/ MECH. AIR EXCHANGER
W/H= WATER HEATER
F/D= FLOOR DRAIN

FRAMING NOTES

- 9'-1 1/8" PLATE HEIGHT @ ENTIRE MAIN LEVEL (UNLESS NOTED OTHERWISE)
- FRAME ALL GARAGE STUDS w/ 2x6 STUDS @ 16" O.C. (TYP.)

DOOR & WINDOW NOTES

- ANDERSEN 100 WINDOWS SPECIFIED, VERIFY ROUGH OPENING SIZES FOR DOORS & WINDOWS w/ MANUFACTURER
- WINDOWS with 's' REQUIRE A SASH STOPPER (TYP.)
- ALL WINDOW & DOOR OPENINGS TO HAVE (2)2x10 'S' GRADE HEADER or BETTER (UNLESS NOTED OTHERWISE)
- TOP OF R.O. FOR ALL WINDOWS ON MAIN LEVEL TO BE 7'-10 1/2" FROM SUB-FLOOR (UNLESS NOTED OTHERWISE)

REVISIONS
XX/XX/XX
00000
BY:XX
XX/XX/XX
00000
BY:XX

SPECIAL NOTICE:
CROIX DESIGN and DRAFTING, INC. ASSUMES NO RESPONSIBILITY FOR ERRORS AND/OR OMISSIONS IN THESE PLANS, SPECIFICATIONS, OR OTHER DOCUMENTS PROVIDED BY US. THE OWNER, DESIGNER, AND PERFORMING HOME BUILDER OR CONTRACTOR ARE RESPONSIBLE FOR ALL DIMENSIONS AND CONDITIONS ON THE JOB SITE. ANY DISCREPANCIES MUST BE REPORTED TO CROIX DESIGN AND DRAFTING, INC. BEFORE PROCEEDING WITH THE WORK. CROIX DESIGN AND DRAFTING, INC. IS NOT RESPONSIBLE FOR ANY CHANGES OR ADJUSTMENTS REQUIRED DURING CONSTRUCTION DUE TO JOB SITE CONDITIONS.

CROIX
DESIGN AND DRAFTING, INC.
OFFICE: 763.757.5997
FAX: 763.757.4363
MINNEAPOLIS, MINNESOTA
WWW.CROIXDESIGN.COM

ELEVATE BUILDERS, LLC

SHEET 3 OF 5

CADD FILE # 20310

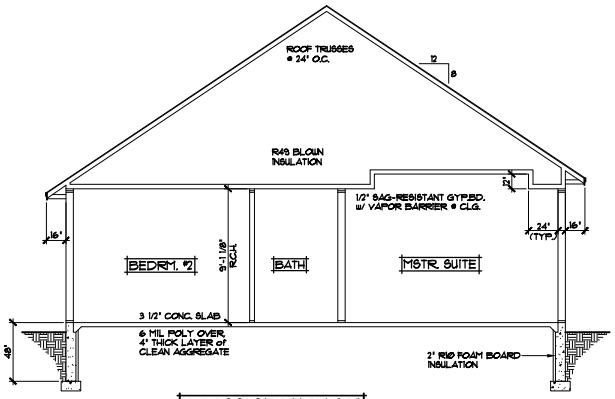

CROSS SECTION 'C' 1/4"=1'-0"

NOTE!! ROOF TRUSSES ON REAR SIDE OF HOUSE ARE BASED ON 10'-1 1/8" PLATE HEIGHT ADJUST HEELS OF ROOFS @ 9'-1 1/8" PLATE HEIGHT ON REAR SIDE OF HOUSE TO MATCH EAVES w/ 10'-1 1/8" PLATE HEIGHT ROOFS

NOTE!! PROVIDE STANDARD ENERGY HEEL @ ALL ROOF TRUSSES (TYP.)

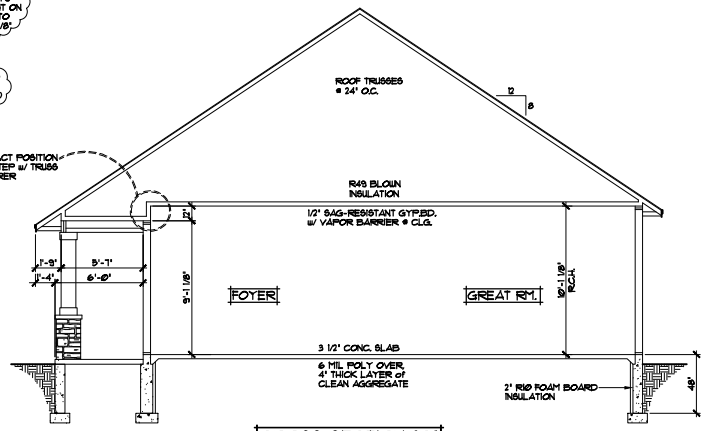

CROSS SECTION 'B' 1/4"=1'-0"

ROOF CONSTRUCTION:
- PREMANUFACTURED ROOF TRUSSES - ENGINEERED BY SUPPLIER - SLOPES VARY - SEE PLAN
- R49 BLOWN FIBERGLASS INSULATION
- 1/150 ROOF VENT AT SOFFITS, 1/150 VENT AT RIDGE
- AIR CHUTE AT EACH TRUSS SPACE
- 15/32" ROOF SHEATHING
- 15# ROOFING FELT
- ICE & WATER MEMBRANE APPLIED 24" PAST EXTERIOR WALL
- ASPHALT SHINGLES.

SOFFIT / FASCIAS:
- 2x6 SUB-FASCIA
- MAINTENANCE FREE FASCIA COVER
- MAINTENANCE FREE VENTED SOFFIT

WALL CONSTRUCTION:
- HOUSE WRAP
- 7/16" OSB SHEATHING
- 2x6 STUDS @ 16" O.C.
- WINDOWS PER SPEC'S.
- R-20 F.G. BATT INSULATION
- 4 MIL POLY VAPOR RETARDER
- 1/2" GYPSUM BOARD

SILL CONSTRUCTION:
- 2x8 SILL PLATE & SEALER (2x6 PLATE @ WALKOUT AREAS)
- 1/2" ANCHOR BOLTS @ 48" O.C.

FOUNDATION CONSTRUCTION:
- POURED CONCRETE WALL FOUNDATION (WALL THICKNESS VARIES, SEE FOUNDATION PLAN FOR SIZES)

FOUNDATION INSULATION:
- 2" R-10 RIGID FOAM BOARD INSULATION @ INTERIOR SIDE OF FOUNDATION

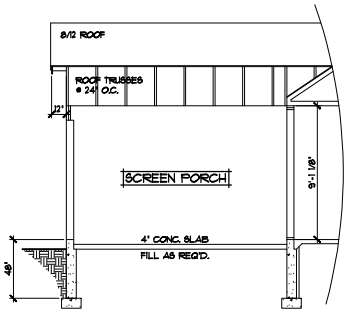

CROSS SECTION 'D' 1/4"=1'-0"

NOTE!! ROOF TRUSSES ON REAR SIDE OF HOUSE ARE BASED ON 10'-1 1/8" PLATE HEIGHT ADJUST HEELS OF ROOFS @ 9'-1 1/8" PLATE HEIGHT ON REAR SIDE OF HOUSE TO MATCH EAVES w/ 10'-1 1/8" PLATE HEIGHT ROOFS

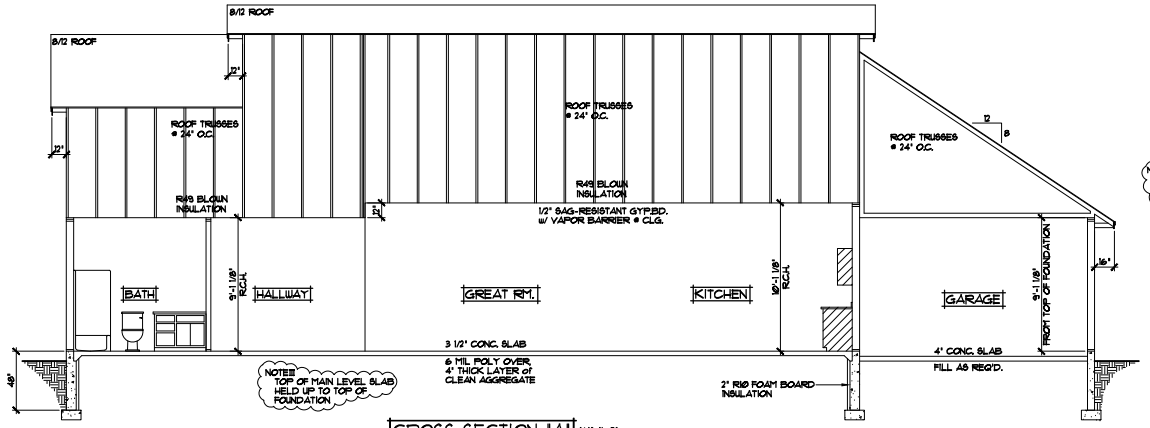

NOTE!! TOP OF MAIN LEVEL SLAB HELD UP TO TOP OF FOUNDATION

CROSS SECTION 'A' 1/4"=1'-0"

NOTE!! PROVIDE STANDARD ENERGY HEEL @ ALL ROOF TRUSSES (TYP.)

REVISIONS
XX/XX/XX
BY:XX
XX/XX/XX
BY:XX

SPECIAL NOTICE:
CROIX DESIGN and DRAFTING INC. ASSUMES NO RESPONSIBILITY FOR ERRORS AND/OR OMISSIONS IN THESE PLANS AND SPECIFICATIONS UNLESS WE ARE NOTIFIED IN WRITING WITHIN 30 DAYS OF RECEIPT OF THESE DRAWINGS. ALL PERMANENT MODEL PLANS AND DESIGNS REMAIN THE PROPERTY OF CROIX DESIGN and DRAFTING INC. REPRODUCTION OF THESE DRAWINGS WITHOUT WRITTEN PERMISSION IS PROHIBITED. CROIX DESIGN and DRAFTING INC. IS NOT RESPONSIBLE FOR ANY CHANGES OR ADJUSTMENTS REQUIRED DURING CONSTRUCTION WHICH ARE NOT SHOWN ON THE PLANS.

CROIX
OFFICE: 763.757.5997
FAX: 763.757.4363
EDEN PRAIRIE, MINNESOTA
WWW.CROIXDESIGN.COM

ELEVATE BUILDERS, LLC

SHEET 4 OF 5

CADD FILE # 20310

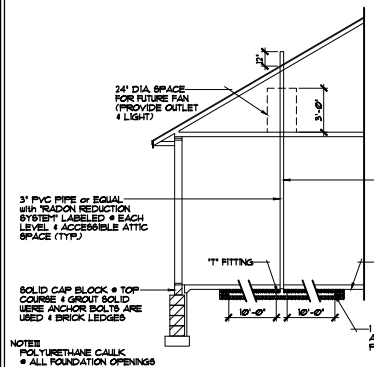

CROSS SECTION

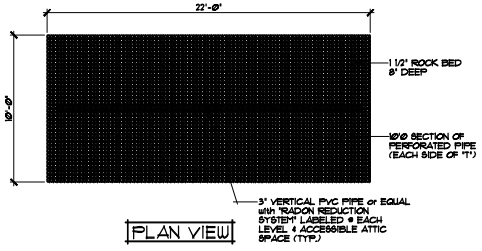

PLAN VIEW

ALTERNATE METHOD FOR PASSIVE RADON MITIGATION SYSTEM

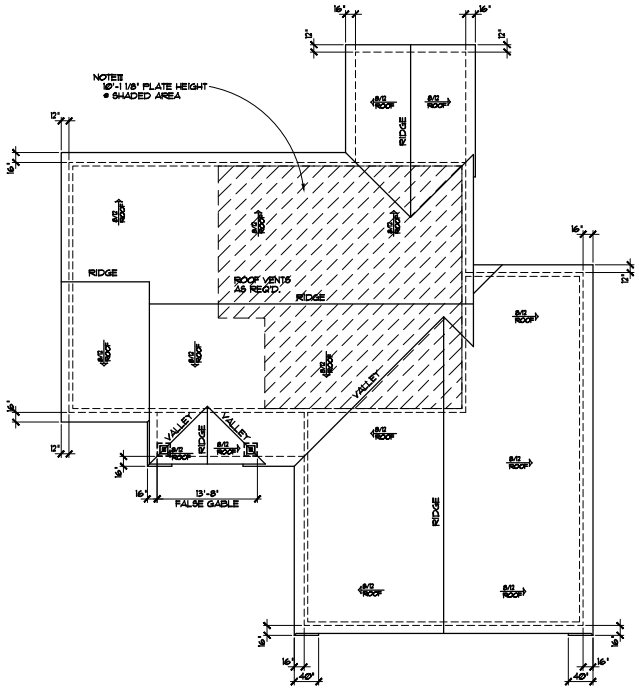

BIRDS EYE ROOF PLAN 1/8"=1'-0"

NOTE:
ROOF TRUSSES ON REAR
SIDE OF HOUSE ARE BASED
ON 10'-1 1/8" PLATE HEIGHT
ADJUST HEELS OF ROOFS
@ 9'-1 1/8" PLATE HEIGHT ON
REAR SIDE OF HOUSE TO
MATCH EAVES w/ 10'-1 1/8"
PLATE HEIGHT ROOFS

NOTE:
PROVIDE STANDARD
ENERGY HEEL @ ALL
ROOF TRUSSES (TYP.)

REVISIONS
XX/XX/XX
@@@@@
BY:XXX
XX/XX/XX
@@@@@
BY:XXX

SPECIAL NOTICE:
CROIX DESIGN and DRAFTING INC. ACCEPTS NO RESPONSIBILITY FOR ERRORS AND/OR OMISSIONS IN THE PLANS, SPECIFICATIONS, DRAWINGS, OR OTHER DOCUMENTS AND DESIGNS, AND PERFORMS NEITHER PLAN AND SPECIFICATION REVIEW NOR CODE REVIEW. ALL PERMANENT FIELD PLANS AND SPECIFICATIONS, SHALL BE EQUAL TO THE ORIGINALS, THE ORIGINALS SHALL BE THE PROPERTY OF CROIX DESIGN AND DRAFTING INC. CROIX DESIGN AND DRAFTING INC. SHALL NOT BE RESPONSIBLE FOR ANY CHANGES OR ADJUSTMENTS REQUIRED DURING CONSTRUCTION, AND DOES NOT WARRANT THE ACCURACY OF THE PLANS.

CROIX
DESIGN AND DRAFTING INC.
OFFICE: 763.757.5997
FAX: 763.757.4363
RAMSEY, MINNESOTA
WWW.CROIXDESIGN.COM

ELEVATE BUILDERS, LLC

SHEET 5 OF 5

CADD FILE # 20310