

REVISIONS	BY
14215	J.C.

**SPECIAL NOTICE:**  
CROIX DESIGN and DRAFTING, INC. ACCEPTS NO RESPONSIBILITY FOR THE ACCURACY OF ANY INFORMATION CONTAINED HEREIN. THE USER OF THESE PLANS AND CHECKING THEM FOR ACCURACY, THE USER ASSUMES ALL LIABILITY. CROIX DESIGN and DRAFTING, INC. MUST CHECK ALL DETAILS AND DIMENSIONS AND BE RESPONSIBLE FOR ANY CONSTRUCTION. NO REPRESENTATION IS MADE OR IMPLIED FOR ACCURACY.

**COPYRIGHT NOTICE: ALL RIGHTS RESERVED**  
**CROIX DESIGN and DRAFTING, INC.**  
THESE ARCHITECTURAL PLANS AND ALL RELATED WORKS ARE PROTECTED BY UNITED STATES COPYRIGHT LAWS, AND MAY NOT BE REPRODUCED, COPIED, OR TRANSMITTED IN ANY FORM OR BY ANY MEANS WITHOUT WRITTEN PERMISSION OF CROIX DESIGN and DRAFTING, INC.

DESIGN and DRAFTING BY:



• ARCHITECTURAL DESIGN and DRAFTING SERVICE •  
• HOME PLAN SERVICE • CUSTOM HOMES • REMODELING •  
• PHONE: 763.757.5997 • ANDOVER, MINNESOTA •  
• WWW.CROIXDESIGN.COM •

BUILT BY:



**ELEVATE BUILDERS, LLC**  
P.O. BOX 114  
FOREST LAKE, MN 55025

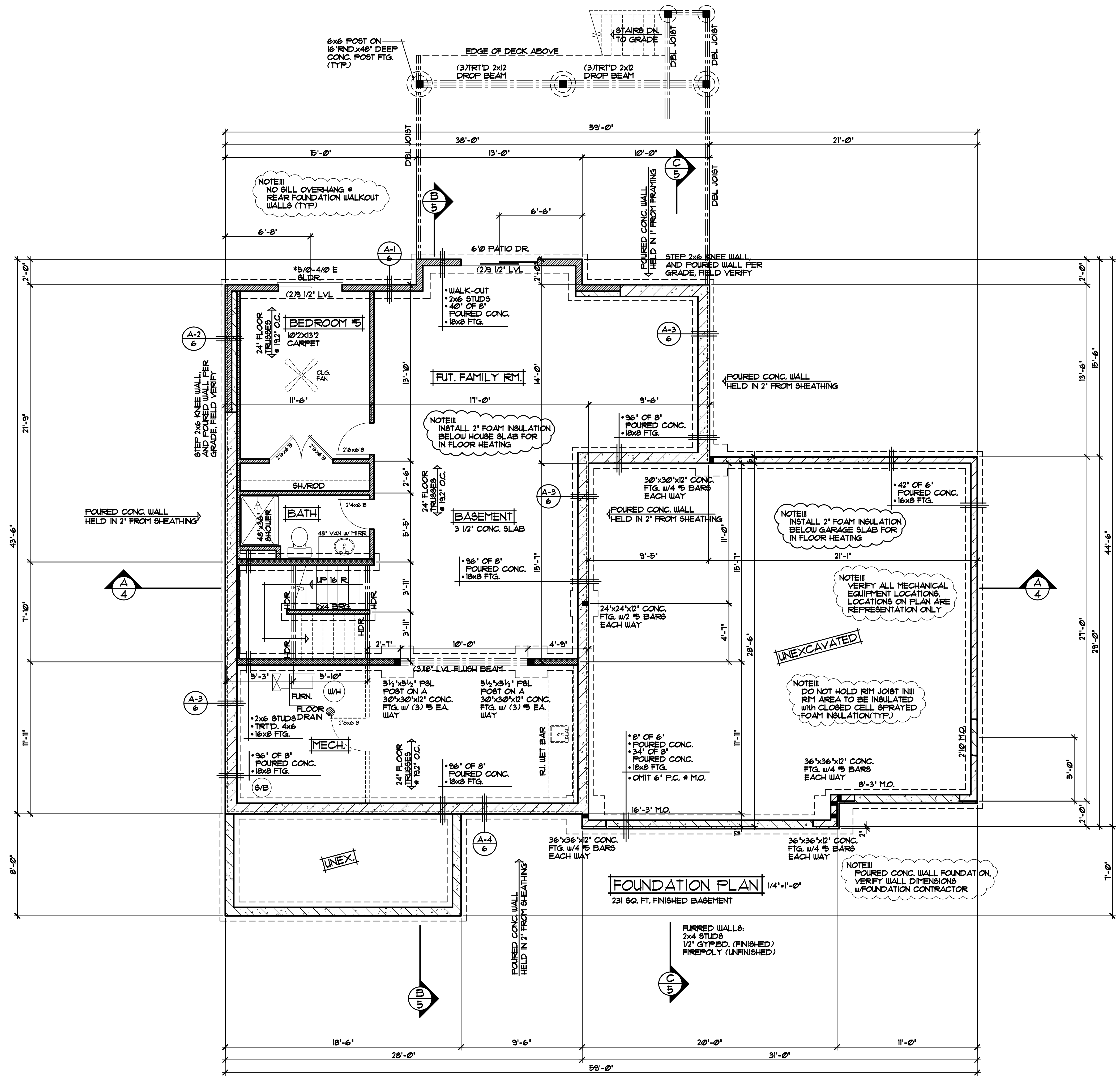
DRAWN	R.B.
CHECKED	XX
DATE:	05/05/2016
SCALE:	AS NOTED
CADD FILE #	16049
SHEET	1 of 6



**FRONT ELEVATION**

1342 SQ. FT. FIRST FLOOR  
1513 SQ. FT. SECOND FLOOR  
2895 SQ. FT. ABOVE GRADE  
231 SQ. FT. FINISHED BASEMENT  
3086 SQ. FT. TOTAL FINISHED AREA

THE:  
**ST. MICHEL PLAN**  
11426 BRISTOL ROAD  
LOT 5, BLOCK 2, RASPBERRY HILLS  
CHISAGO CITY, MN



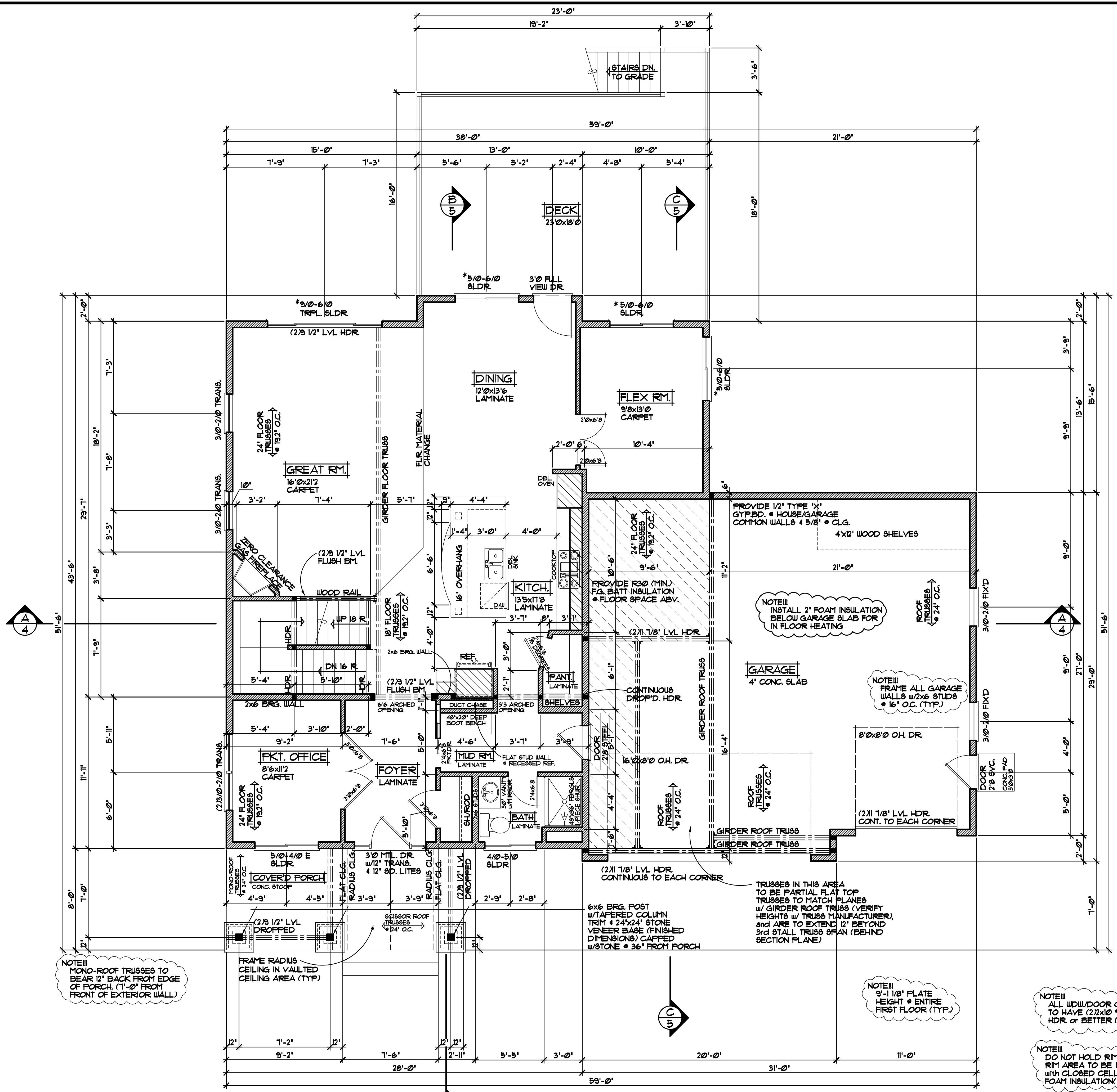
REVISIONS
XX/XX/XX 00000 BY:XX
XX/XX/XX 00000 BY:XX

**SPECIAL NOTICE:**  
 DRAWINGS ARE THE PROPERTY OF CROIX DESIGN & DRAFTING, INC. AND ARE NOT TO BE REPRODUCED OR TRANSMITTED IN ANY FORM OR BY ANY MEANS, ELECTRONIC OR MECHANICAL, INCLUDING PHOTOCOPYING, RECORDING, OR BY ANY INFORMATION STORAGE AND RETRIEVAL SYSTEM. WITHOUT THE WRITTEN PERMISSION OF CROIX DESIGN & DRAFTING, INC. NO PART OF THESE DRAWINGS ARE TO BE USED FOR ANY OTHER PROJECT. THE USER OF THESE DRAWINGS ACCEPTS NO RESPONSIBILITY FOR ERRORS AND/OR OMISSIONS. THESE DRAWINGS ARE DESIGN CONCEPT ONLY. EVERY EFFORT HAS BEEN MADE TO MAKE THESE DRAWINGS ACCURATE, BUT THE USER MUST VERIFY ALL DIMENSIONS AND CONDITIONS ON THE JOB. THE USER MUST CHECK ALL DETAILS AND CONDITIONS WITH THE GENERAL CONTRACTOR AND SUPPLIER. ALL DETAILS AND CONDITIONS MUST BE VERIFIED AND APPROVED BY THE USER BEFORE PROCEEDING WITH CONSTRUCTION. THE USER MUST VERIFY ALL DIMENSIONS AND CONDITIONS ON THE JOB. THE USER MUST CHECK ALL DETAILS AND CONDITIONS WITH THE GENERAL CONTRACTOR AND SUPPLIER. ALL DETAILS AND CONDITIONS MUST BE VERIFIED AND APPROVED BY THE USER BEFORE PROCEEDING WITH CONSTRUCTION.

OFFICE: 763.757.9997  
 10000 1/2" ST. ASH BLVD.  
 ANDOVER, MINNESOTA 55002  
 WWW.CROIXDESIGN.COM

**CROIX**  
 DESIGN & DRAFTING, INC.

ELEVATE BUILDERS, LLC



**FIRST FLOOR PLAN** 1/4"=1'-0"  
1342 SQ. FT.

NOTE III  
MONO-ROOF TRUSSES TO BEAR 12" BACK FROM EDGE OF PORCH. (1'-0" FROM FRONT OF EXTERIOR WALL)

NOTE III  
TOP OF R.O. FOR ALL WINDOWS TO BE 1'-10 1/2" FROM SUB FLOOR (UNO.)

NOTE III  
9'-1 1/8" PLATE HEIGHT • ENTIRE FIRST FLOOR (TYP.)

NOTE III  
9'-1 1/8" PLATE HEIGHT • ENTIRE FIRST FLOOR (TYP.)

NOTE III  
ALL WDW/DOOR OPENINGS TO HAVE (2)2x10 #2 GRADE HDR OR BETTER (UNO.)


NOTE III  
DO NOT HOLD RIM JOIST IN RIM AREA TO BE INSULATED WITH CLOSED CELL SPRAYED FOAM INSULATION (TYP.)

NOTE III  
SILVERLINE WINDOWS SPECIFIED. VERIFY ALL DOOR & WINDOW ROUGH OPENINGS w/SUPPLIER (\* INDICATES SASH LIMITER REQUIRED)

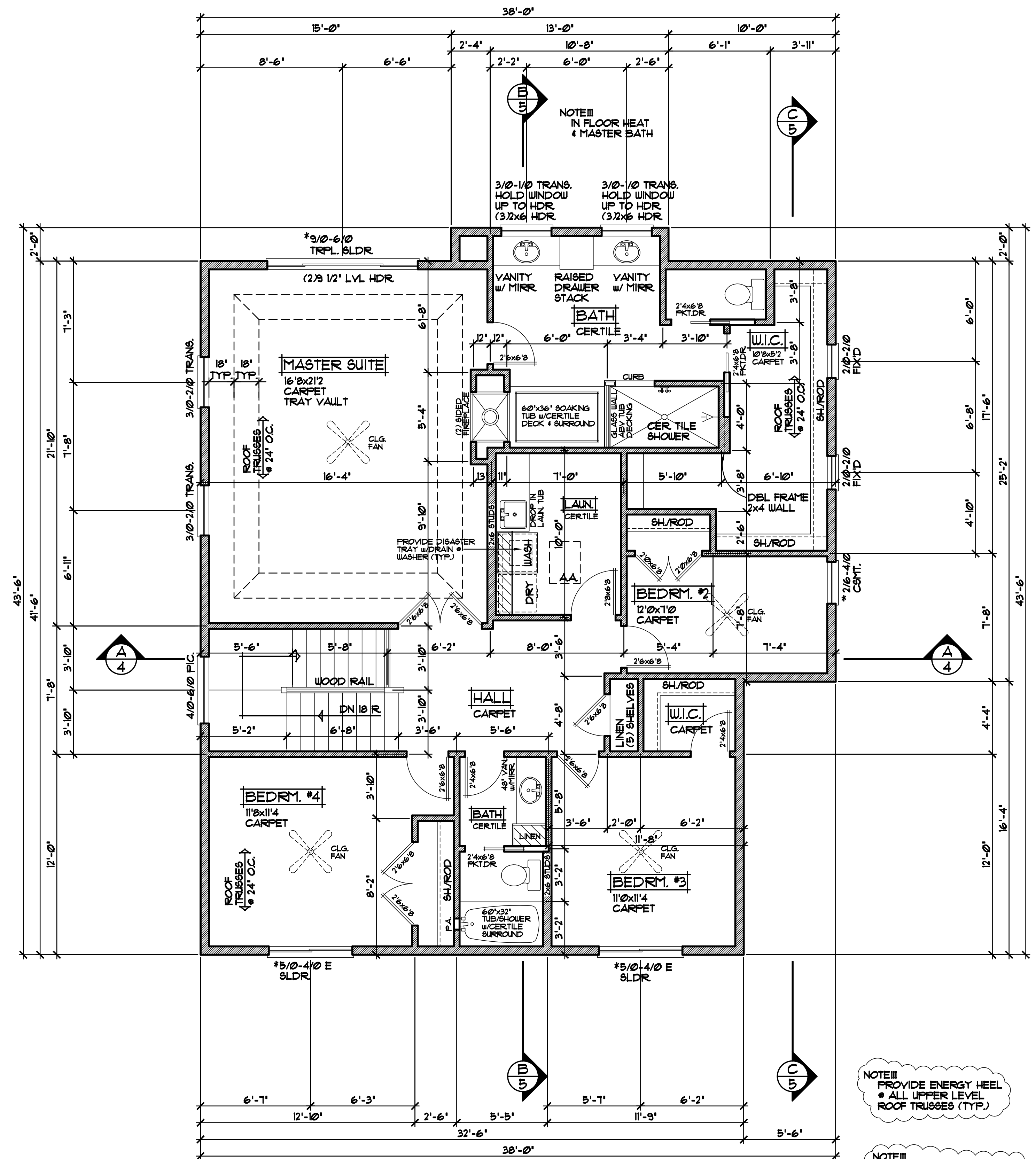
REVISIONS
XXXXXX 00000 BY:XX
XXXXXX 00000 BY:XX

**SPECIAL NOTICE:**  
DRAWINGS, NO ACCEPTS NO RESPONSIBILITY FOR ERRORS AND/OR OMISSIONS. THESE DRAWINGS ARE DESIGN CONCEPT ONLY. EVERY EFFORT HAS BEEN MADE TO PREVENT ERRORS, BUT THE USER OF THESE DRAWINGS SHALL CHECK ALL DETAILS AND GENERAL CONTRACTOR SHALL VERIFY ALL DIMENSIONS AND CONDITIONS DURING CONSTRUCTION. NO INSURANCE FOR THIS DRAWING IS BEING PROVIDED.

OFFICE: 762.772.9997  
PAVILION BLVD. SUITE 100  
ANDOVER, MINNESOTA 55002  
WWW.CROIXDESIGN.COM



**ELEVATE BUILDERS, LLC**



**SECOND FLOOR PLAN** 1/4"=1'-0"  
1513 SQ. FT.

NOTE III  
PROVIDE ENERGY HEEL  
• ALL UPPER LEVEL  
ROOF TRUSSES (TYP.)

NOTE III  
ALL WIND/DOOR OPENINGS  
TO HAVE (2)2x10 1/2 GRADE  
HDR OR BETTER (UNO.)

NOTE III  
SILVERLINE WINDOWS SPECIFIED  
VERIFY ALL DOOR & WINDOW ROUGH  
OPENINGS w/SUPPLIER (\* INDICATES  
6ASH LIMITER REQUIRED)

REVISIONS
XXXXXX 00000 BY:XX
XXXXXX 00000 BY:XX

**SPECIAL NOTICE:**  
DRAWINGS NO ACCEPTS NO RESPONSIBILITY FOR ERRORS AND/OR OMISSIONS. THESE DRAWINGS ARE DESIGN CONCEPT ONLY. EVERY EFFORT HAS BEEN MADE TO PREVENT ERRORS, BUT THE USER MUST VERIFY ALL DIMENSIONS AND CONDITIONS. THE GENERAL CONTRACTOR AND SUBCONTRACTORS ARE RESPONSIBLE FOR CHECKING ALL DETAILS AND CONDITIONS ON SITE. NO INSURANCE POLICY OR LICENSE IS HELD FOR ACCOUNT.

OFFICE: 763.752.9997  
FAX: 763.752.9998  
ANDOVER, MINNESOTA  
WWW.CROIXDESIGN.COM

**CROIX**  
DESIGN & DRAFTING, INC.

ELEVATE BUILDERS, LLC

SHEET	4
OF	6
CADD FILE #	16049